

M&A overview and outlook

- **Challenges and outlook:** Key risks include political and economic uncertainty, sustained high deposit costs and ever-increasing fraud risks. Despite these, the industry is poised for growth, with many financial institution leaders anticipating acquisitions by year-end and potentially accelerating if policy clarity improves.
- **M&A activity:** Mergers and acquisitions are gaining traction, driven by succession considerations and strategic needs for technology, scale and market expansion. However, regulatory and political uncertainty continue to pose challenges.
- **Regulatory environment:** The OCC and FDIC have streamlined processes to support M&A. The Financial Accounting Standards Board's [recent announcement to update CECL rules](#) around M&A should serve to further bolster deal activity.
- **Digital transformation:** Community financial institutions are adopting competitive digital tools, including data mining and new mobile solutions, designed to meet customer needs.

State of the banking industry

Wipfli's "[State of the banking industry](#)" [research report for 2025](#) reveals a cautiously optimistic outlook among financial institutions, driven by stabilizing interest rates, easing liquidity concerns and a resurgence in growth projections. Based on a survey of nearly 350 C-level executives, the report highlights several key themes, including cybersecurity, digital transformation and talent management.

- Cybersecurity remains the top concern for the fourth consecutive year, with 61% of respondents reporting an increase in fraud and 79% detecting unauthorized access to their networks and data in the past year. This underscores financial institutions' ongoing challenges in protecting their assets and customer information.
- Digital transformation and artificial intelligence (AI) adoption are also prominent themes. While 83% of financial institutions are adopting AI tools, digital maturity varies significantly by size. Improving digital customer engagement is a top strategy for 59% of respondents, reflecting the industry's focus on enhancing customer experiences through technology.
- Talent management continues to be a critical issue, with 46% of institutions increasing wages to address labor shortages. This highlights the ongoing struggle to attract and retain skilled employees in a competitive market.

Overall, financial institutions are navigating a complex landscape of challenges and opportunities, with a strong emphasis on strategic goals and data-driven insights to lead the way forward.

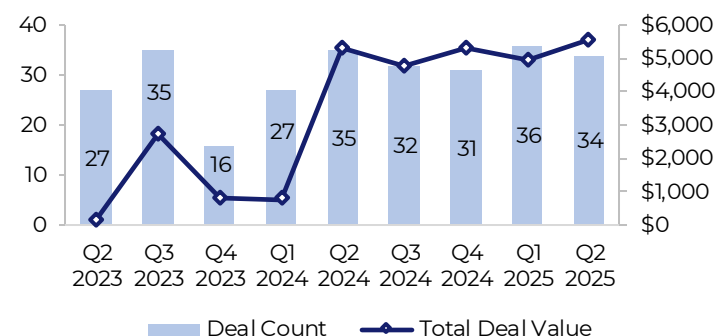
34
deals during
Q2 2025

1.42x
Median P/TBV
multiple

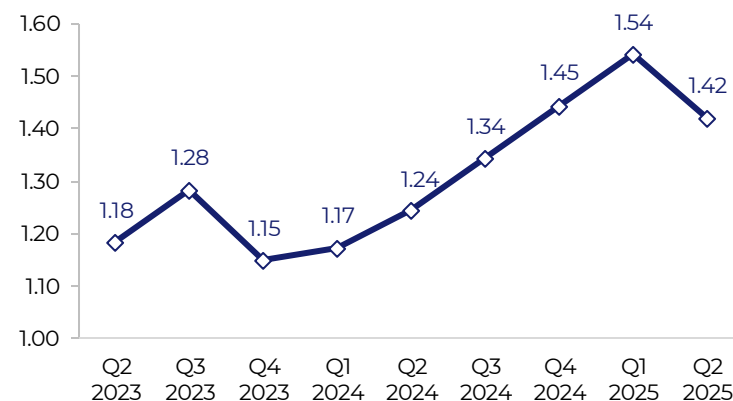
\$5,569M
Total deal
value

▲ 13.1%
increase
QoQ

Deal activity in the U.S. (\$ in millions)

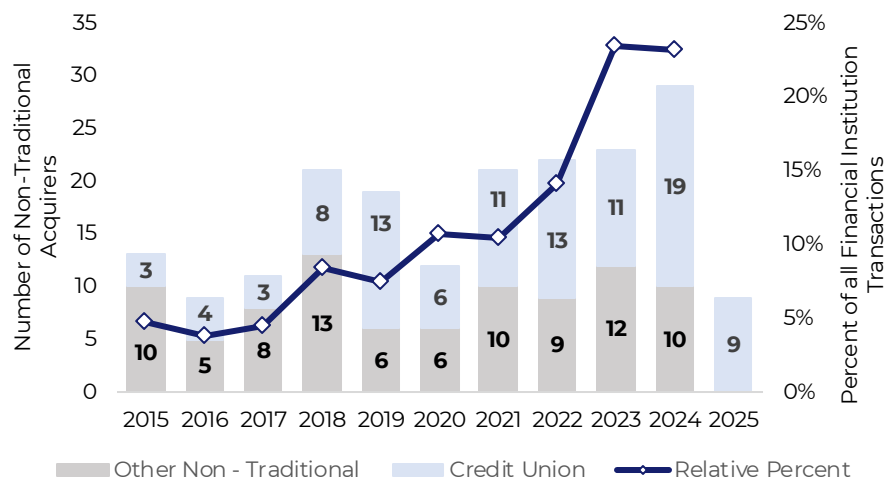


Median deal multiples in the U.S.

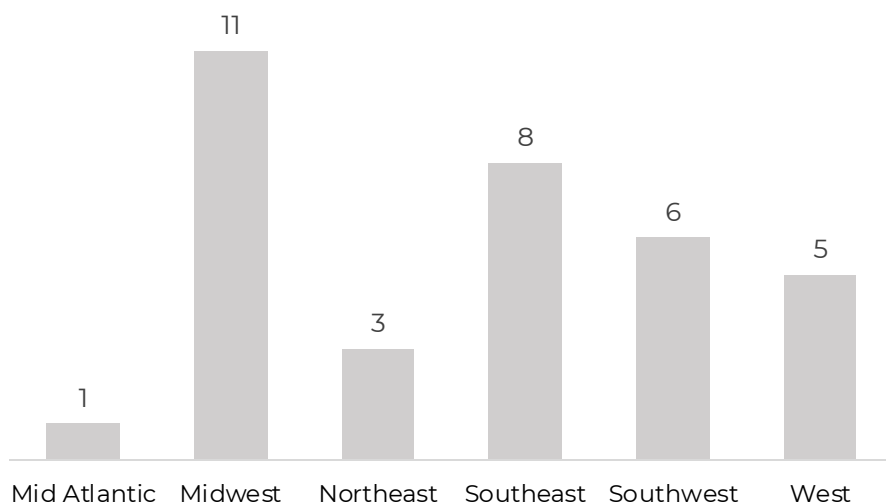


Source: S&P Capital IQ Pro
Data includes all bank, savings bank and thrift transactions in the U.S. between April 1, 2023, and June 30, 2025.
QoQ: Quarter over quarter
P/TBV: Price / tangible book value
Past performance is not a guarantee of future results.

Nontraditional buyers

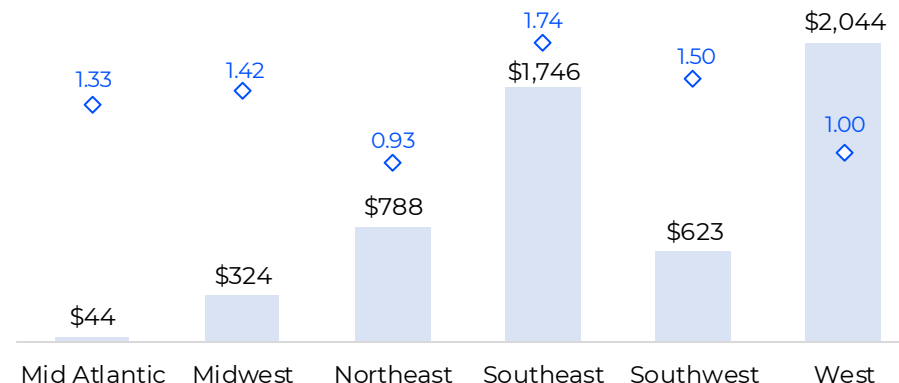


Deal count by region



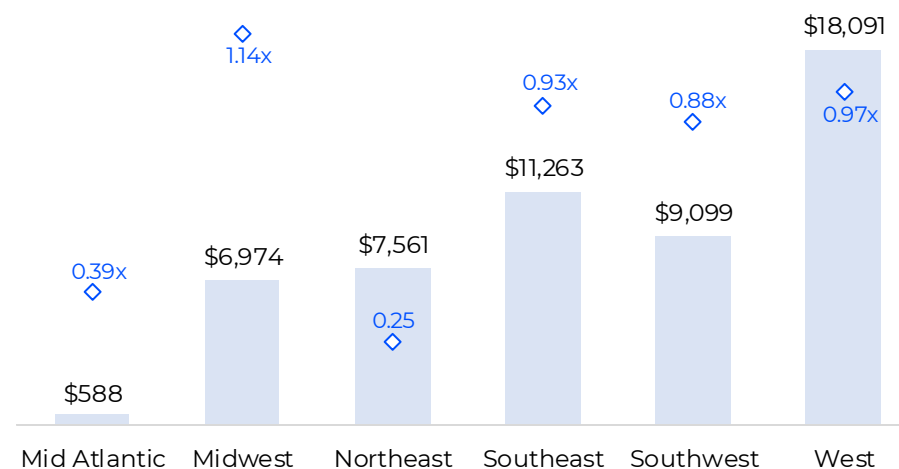
Median price/tangible book vs. deal value by region

(\$ in millions)

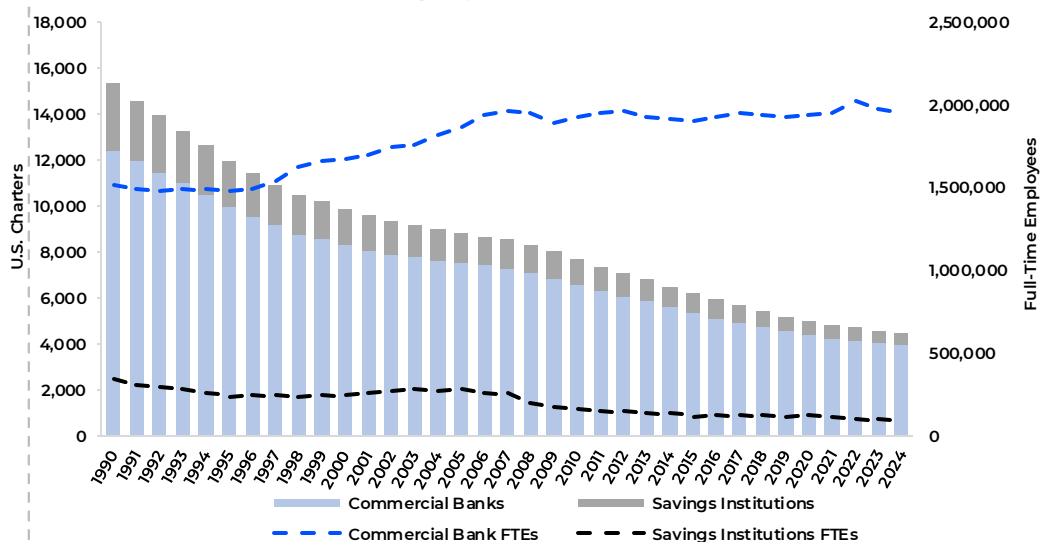


Total tangible assets vs. average ROAA by region

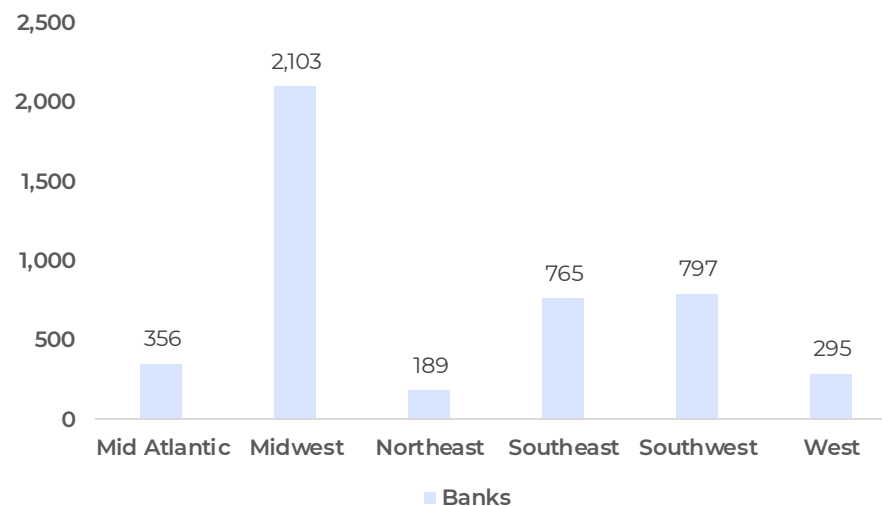
(\$ in millions)



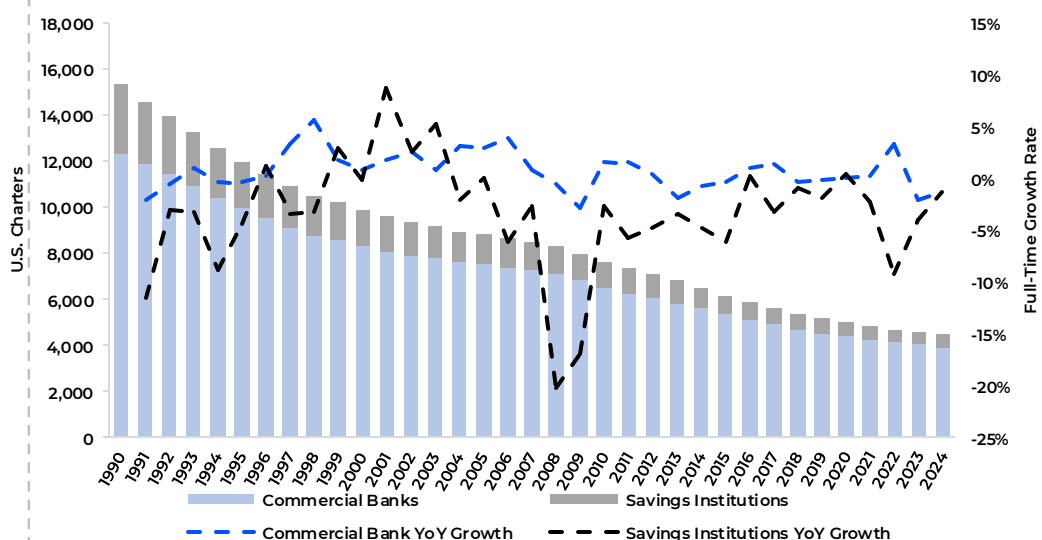
U.S. charter full-time employee count⁽¹⁾



Bank charters by region⁽²⁾



U.S. charter full-time employee year-over-year growth⁽¹⁾



Full-time employees

- Full-time employee counts have remained steady as commercial bank and savings institution have continued to consolidate.
- Year-over-year growth in full-time employees at commercial banks and savings institutions has fluctuated as charters have continued to consolidate.

1) Source: FDIC
2) Source: FI Navigator

Q2 2025: Transactions by region

(\$ in thousands)

Date Announced	Buyer Name	Target Name	Target Region	Target State	Total Assets	Deal Value	Deal Value to Earnings	Deal Value to TBV
6/25/2025	Maverick Bancshares, Inc.	Sandhills Bancshares, Inc.	Southwest	TX	\$223,773	NA	NA	NA
6/24/2025	Glacier Bancorp, Inc.	Guaranty Bancshares, Inc.	Southwest	TX	\$3,153,161	\$476	14.24	162.95
6/23/2025	First Financial Bancorp.	Westfield Bancorp	Midwest	OH	\$2,123,374	\$324	17.37	142.19
6/16/2025	Commerce Bancshares, Inc.	FineMark Holdings, Inc.	Southeast	FL	\$3,965,634	\$581	64.41	174.17
6/12/2025	Bendena Bancshares, Inc.	The Bank of Denton	Midwest	KS	\$23,011	NA	NA	NA
6/10/2025	Millennium Bancshares, Inc.	North Georgia Community Financial Partners, Inc.	Southeast	GA	\$255,446	NA	NA	NA
6/5/2025	NB Bancorp, Inc.	Provident Bancorp, Inc.	Northeast	MA	\$1,553,956	\$212	47.09	90.46
6/2/2025	Southern Bancorp, Inc	Legacy Bank & Trust Company	Midwest	MO	\$1,915,268	NA	NA	NA
5/31/2025	Farmers Bancorp Inc.	First Missouri State Bank	Midwest	MO	\$268,429	NA	NA	NA
5/29/2025	Security Bancshares, Inc.	Kaw Valley State Bank	Midwest	KS	\$73,002	NA	NA	NA
5/29/2025	Seacoast Banking Corporation of Florida	Villages Bancorporation, Inc.	Southeast	FL	\$4,083,501	\$711	15.80	161.41
5/28/2025	Farmers Bancorp Inc.	First Missouri Bank of SEMO	Midwest	MO	\$202,530	NA	NA	NA
5/27/2025	Avenir Financial Federal Credit Union	Mission Bank	West	AZ	\$193,770	NA	NA	NA
5/21/2025	BancFirst Corporation	American Bank of Oklahoma	Southwest	OK	\$385,461	NA	NA	NA
5/20/2025	PSB Financial Shares, Inc.	First Community Bank	Midwest	MN	\$80,396	NA	NA	NA
5/20/2025	Hometown Financial Group MHC	CFSB Bancorp, Inc.	Northeast	MA	\$366,200	\$95	NA	125.38
5/16/2025	Capitol Bancorporation, Inc.	Wyoming Bank & Trust	West	WY	\$323,665	NA	NA	NA
5/2/2025	Chickasaw Banc Holding Company	Oklahoma Heritage Bank	Southwest	OK	\$101,200	NA	NA	NA
5/1/2025	First National of Nebraska, Inc.	CCB Financial Corporation	Midwest	MO	\$2,192,028	NA	NA	NA
5/1/2025	FSB Financial Corp	The Republic Banking Company	Midwest	OH	\$60,131	NA	NA	NA
5/1/2025	Commerce Bancorp, Inc	Holmes County Bank	Southeast	MS	\$154,038	NA	NA	NA

Source: S&P Capital IQ Pro

Data includes all bank, savings bank, and thrift transactions in the U.S. between April 1, 2025, and June 30, 2025.

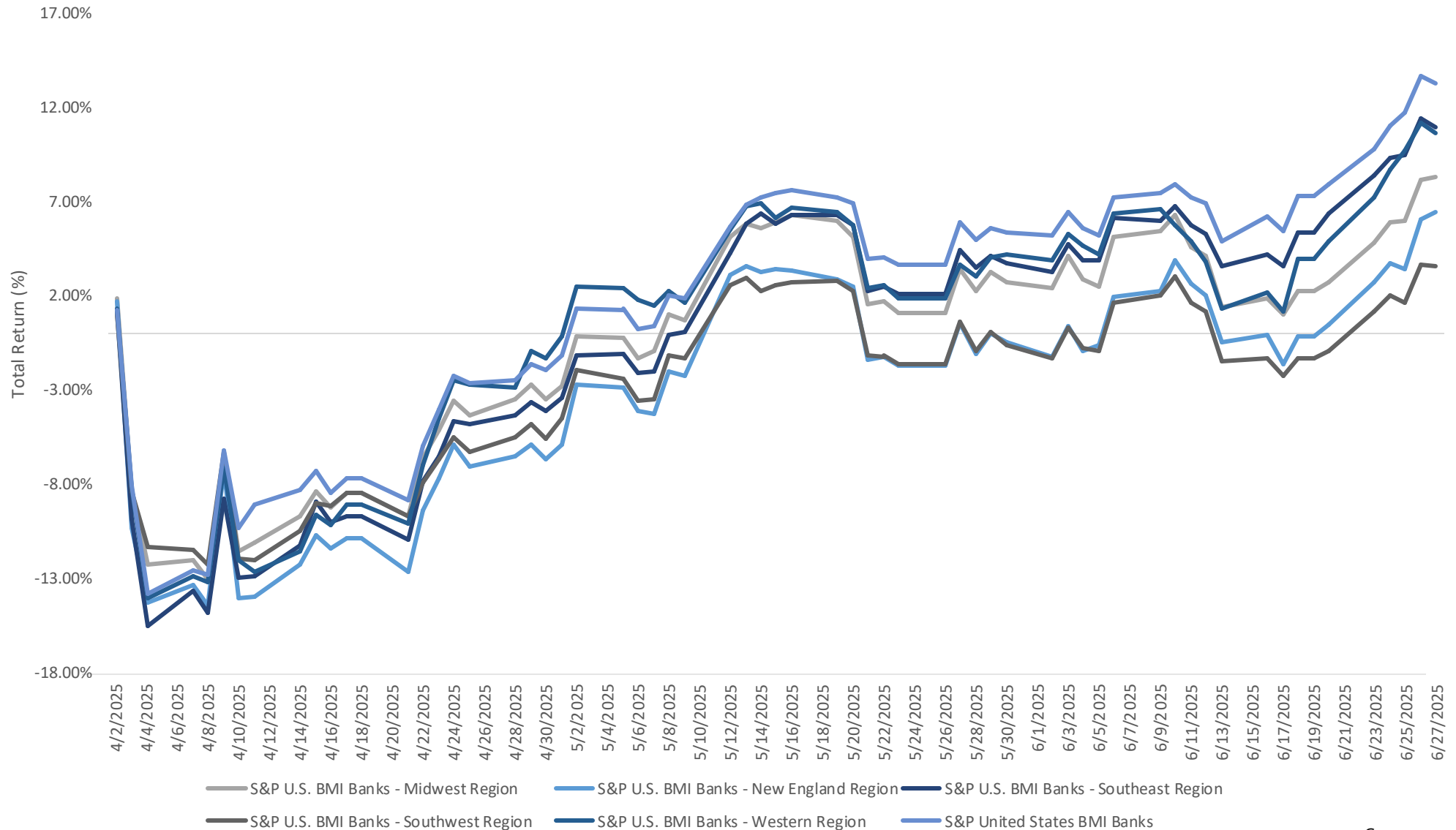
Q2 2025: Transactions by region

(\$ in thousands)

Date Announced	Buyer Name	Target Name	Target Region	Target State	Total Assets	Deal Value	Deal Value to Earnings	Deal Value to TBV
5/1/2025	Frontier Credit Union	First Citizens Bank of Butte	West	MT	\$75,279	NA	NA	NA
4/30/2025	Worthington Federal Savings Bank, F.S.B.	Jackson Federal Savings & Loan Association	Midwest	MN	\$28,187	NA	NA	NA
4/25/2025	Regent Capital Corporation	DLP Bancshares, Inc.	Southeast	FL	\$247,314	\$57	16.48	166.27
4/25/2025	Cadence Bank	Industry Bancshares, Inc.	Southwest	TX	\$4,367,346	\$60	21.44	NM
4/24/2025	Eastern Bankshares, Inc.	HarborOne Bancorp, Inc.	Northeast	MA	\$5,700,330	\$482	18.83	93.31
4/24/2025	Miners and Merchants Bancorp, Inc.	First Community Corporation	Southeast	TN	\$195,941	NA	NA	NA
4/23/2025	Citizens & Northern Corporation	Susquehanna Community Financial, Inc.	Mid Atlantic	PA	\$587,693	\$44	19.00	132.67
4/23/2025	Columbia Banking System, Inc.	Pacific Premier Bancorp, Inc.	West	CA	\$18,085,583	\$2,044	13.71	100.39
4/22/2025	MIDFLORIDA Credit Union	Prime Meridian Holding Company	Southeast	FL	\$923,816	\$195	23.03	218.81
4/18/2025	Finlayson Bancshares, Inc.	First Security Bank - Hendricks	Midwest	MN	\$41,871	NA	NA	NA
4/14/2025	Marion and Polk Schools Credit Union	Lewis & Clark Bancorp	West	OR	\$344,399	NA	NA	NA
4/3/2025	TowneBank	Old Point Financial Corporation	Southeast	VA	\$1,450,570	\$202	21.06	180.16
4/2/2025	Equity Bancshares, Inc.	NBC Corp. of Oklahoma	Southwest	OK	\$906,473	\$87	13.18	137.57

Source: S&P Capital IQ Pro
Data includes all bank, savings bank, and thrift transactions in the U.S. between April 1, 2025, and June 30, 2025.

Banking index overview



Financial institution clients by service type and asset size

	<\$500M	\$500M - \$1B	>\$1B
Audit	135	29	15
Tax	383	44	28
Compliance	323	51	42
Internal audit	290	33	24
IT	245	41	24

Financial institution clients by asset size

584 with assets <\$500M	244 with assets between \$500M - \$1B	431 with assets >\$1B
-----------------------------------	--	---------------------------------

The value of experience

35 partners dedicated to financial institutions	200+ staff with specialized knowledge	1,200+ financial institutions served
--	--	---

Financial institutions service offerings

- Audit and accounting
- Board governance
- Capital planning
- Cybersecurity and IT review services
- FDICIA consulting
- Internal audit
- Investment banking
- Loan review and model validations
- Profit improvement lean services
- Purchase accounting support
- Regulatory compliance services
- SOX 404 consulting
- Strategic planning services
- Talent management consulting
- Tax services
- Trust and fiduciary services
- Valuation

Our leaders



Paul Ouweneel

Partner, Financial Institutions

Email: pouweneel@wipfli.com

(M): 262 894 5855

(O): 414 431 9387



Kevin Janke

Partner, Financial Institutions

Email: kjankel@wipfli.com

(M): 715 571 1340

(O): 715 843 7441